


Disconnect  
switches  
with fuse-holders

XNF  
series

## Main features

The **XNF series** allows to add the protection of fuses to the operative functionality of a switch disconnecter. The double break contacts, have positive opening to guarantee high electrical efficiency and security. The terminals of the XNF series are provided with captive screws in open position to reduce wiring time. The terminals have IP20 protection degree.



■ 1 additional pole and/or 1 auxiliary contact can be added

Fuses are not included

The fuse holders are suitable for cylindrical fuses type gG or aM:

- size 10,3x38mm for series XNF16
- size 14x51mm for series XNF32

## Plates and knobs



### BL6

Yellow plate 67x67mm (2.64x2.64"), red padlockable knob (max 3 padlocks), door interlock in "ON" position, IP66



### BK6

Grey plate 67x67mm (2.64x2.64"), black padlockable knob (max 3 padlocks), door interlock in "ON" position, IP66

## International Standards and approvals

Country	Germany	Switzerland	Denmark	Norway	Sweden	Finland	Austria	Great Britain	IEC International electrical Commission
Authority	Verband Deutscher Elektrotechniker	Schweizerischer Elektrotechnischer Verein	Danmarks Elektriske Materielkontrol	Norges Elektriske Materielkontrol	Svenska Elektriske Materielkontroll-anstalten	Sähkötar-kastukeskus	Österreichischer Verband für Elektrotechnik	British Standards Institution	
Mark of standard	VDE 0660 <sup>(1)</sup>							BS EN 60947 <sup>(1)</sup>	IEC 60947 <sup>(2)</sup>
XNF016	+	+	+	+	+	+	+	+	+
XNF032	+	+	+	+	+	+	+	+	+

+ Conforms to requirements

### Notes:

- 1) It is not required to bear a symbol but switches must conform to requirements.
- 2) IEC does not operate an approval scheme

**Technical data**

			XNF16	XNF32
<b>Main characteristics</b>				
Rated operating voltage	Ue	V	690	690
Rated insulation voltage	Ui	V	690	690
Rated impulse withstand voltage	Uimp	kV	6	6
Rated thermal current for open switch	Ith	A	16	32
Rated thermal current for enclosed switch	Ithe	A	16	32
Rated operation frequency	Hz		50	50
Power dissipation for each pole	W		1,8*	3,5*
<b>Rated operating current Ie</b>				
AC-21A Switching resistive loads, including moderate overloads	690V	A	16	32
AC-22A Switching of mixed resistive and inductive loads, including moderate overloads	690V	A	16	32
<b>Rated operating power</b>				
AC-23A Switching of motor loads or other highly inductive loads	230V	Kw (A)	7,5 (24)	10 (33)
	400V	Kw (A)	13 (24)	18,5 (33)
	500V	Kw (A)	13 (16)	18,5 (32)
	690V	Kw (A)	15 (16)	22 (23)
AC-3 Squirrel cage motors: starting, switching off motors during running	230V	Kw (A)	16 (19)	9 (28)
	400V	Kw (A)	10 (18)	15 (27)
	500V	Kw (A)	10 (14)	15 (27)
	690V	Kw (A)	12 (13)	18,5 (23)
Rated breaking capability in category AC-23A (cos $\varphi$ = 0.45)	230V	A	192	256
	400V	A	240	330
<b>Short circuit protection</b>				
Rated short time withstand	Icw	A	400	800
Rated conditional short-circuit		kA	10	10
With fuses class gG	500V	A	16	32
<b>Mechanical characteristics</b>				
Mechanical life (120 cycles/hour)	Mil.Man		2	2
Connecting capability with flexible wires	Min-Max	mm <sup>2</sup>	1,5-10	1,5-10
Connecting capability with solid wires	Min-Max	mm <sup>2</sup>	1,5-16	1,5-16
Connection terminal screw type			M4	M4
Screw tightening torque		Nm	1,4	1,4
<b>Protection degree IEC 529 EN 60529</b>				
Terminals				IP20
Handle				IP66
<b>Ambient conditions</b>				
Operating ambient temperature		°C		-25 /+ 55
Storage ambient temperature		°C		-30 /+70
Withstand to constant humid according to IEC 60068				sec. IEC 60068 2-78
Withstand to cyclic humid according to IEC 60068				sec. IEC 60068 2-30
<b>Auxiliary contacts</b>				
			XC16AN	XC32AN
			XC16CN	XC32CN
Rated insulation voltage	Ui	V	690	
Rated thermal current for open switch	Ith	A	20	40
AC-21A Switching resistive loads, including moderate overloads	690V	A	6	6
AC-15 Control of a.c. electromagnetic loads	230V	A	20	40

\* power dissipated from each fuse

## Base mounting \*



**BL6**



**BK6**

## ■ XNF

Rated nom. current	Pole	Part no.	Pack	Part no.	Pack
16A	3	XNF0163BL6	1	XNF0163BK6	1
	4	XNF0164BL6	1	XNF0164BK6	1
32A	3	XNF0323BL6	1	XNF0323BK6	1
	4	XNF0324BL6	1	XNF0324BK6	1

\* Base mounting switches are supplied with standard 175mm (6.89") shaft.

## ■ Additional pole and auxiliary contacts for XNF 16-32A



Part no.	Description	Pack
<b>XC16AN</b>	4th pole / NO auxiliary contact for 16A base mounting	5
<b>XC16CN</b>	4th pole / NC auxiliary contact for 16A rear mounting	5
<b>XC32AN</b>	4th pole / NO auxiliary contact for 32A base mounting	5
<b>XC32CN</b>	4th pole / NC auxiliary contact for 32A rear mounting	5
<b>XC32GN</b>	Earth pole for XNF 16-32A rear mounting	5

## Optional extension shafts



Shafts

Code	Description	Pack
PALBL300	Shaft L=300mm Q5	5
PALBL500	Shaft L=500mm Q5	5
PALBL055	Shaft L=55mm Q5	5
PALBL075	Shaft L=75mm Q5	5
PALBL095	Shaft L=95mm Q5	5
PALBL115	Shaft L=115mm Q5	5
PALBL135	Shaft L=135mm Q5	5
PALBL155	Shaft L=155mm Q5	5
PALBL175	Shaft L=175mm Q5	5

## Terminal covers

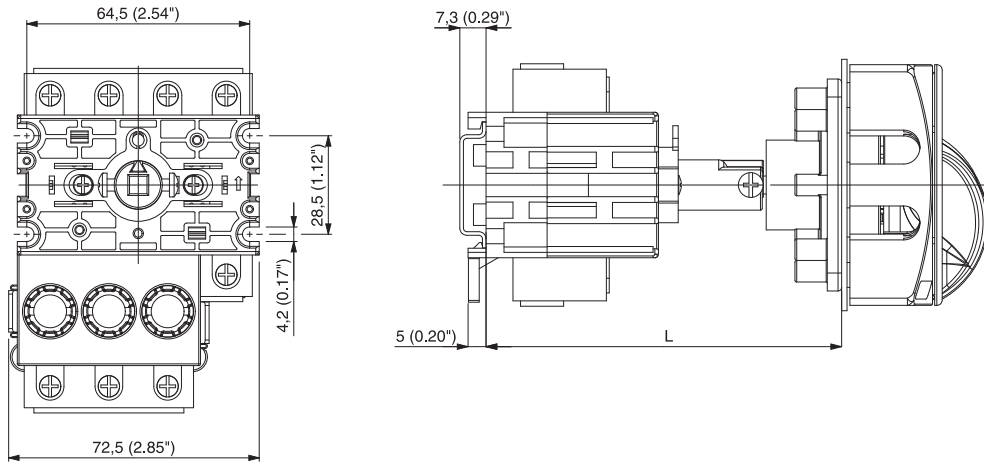


XNF G813

Part no.	Description	Pack.
XNAG813	Couple of terminal covers for XNF 16-40A 3 or 4 pole	5

## ■ Base mounting

(XNF 16A) - Measures in mm (in)



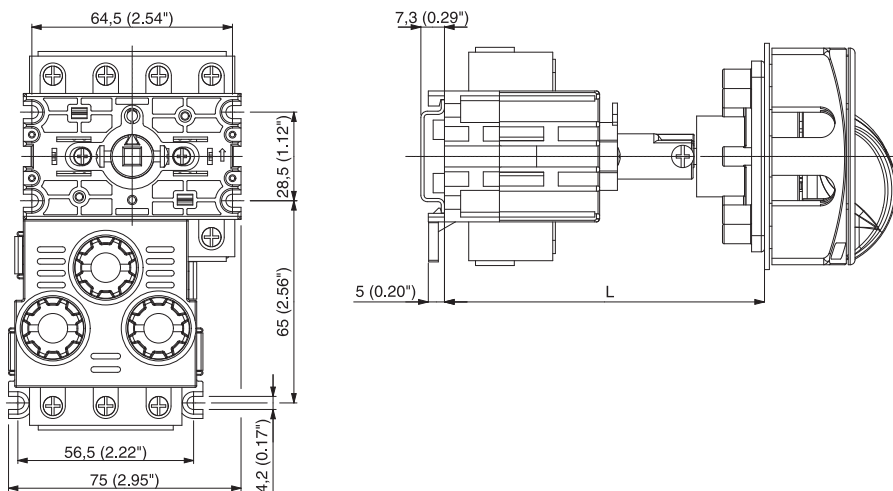
Overall length (min-max)\*\*  
for different shaft length (L1):

L1		
175*	L (mm)	99 - 243
6.89*	L (in)	3.90 - 9.57
300	L (mm)	99 - 368
11.81	L (in)	3.90 - 14.49
500	L (mm)	99 - 568
19.68	L (in)	3.90 - 22.36

\* Standard shaft, bundled

\*\* Minimum length obtainable  
by cutting the shaft.

(XNF 32A)



Overall length (min-max)\*\*  
for different shaft length (L1):

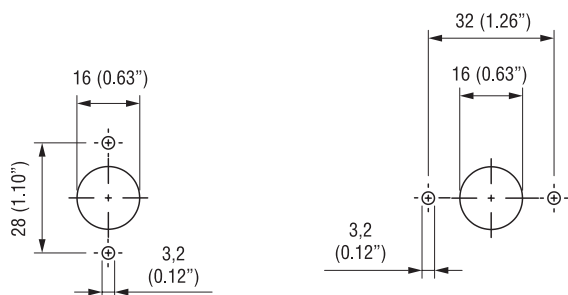
L1		
175*	L (mm)	99 - 243
6.89*	L (in)	3.90 - 9.57
300	L (mm)	99 - 368
11.81	L (in)	3.90 - 14.49
500	L (mm)	99 - 568
19.68	L (in)	3.90 - 22.36

\* Standard shaft, bundled

\*\* Minimum length obtainable  
by cutting the shaft.

(BL6 - BK6) - Measures in mm (in)

Escutcheon plate



Escutcheon plate mounting options:

- 1) 2 holes with vertical distance 28mm (1.10")
- 2) 2 holes with horizontal distance 32mm (1.26")
- 3) 4 holes with distance 48 mm (1.89")

Switch mounting options:

- 1) 4 holes with distance 58x18mm (2.28x0.71")

## ■ Additional pole and auxiliary contacts for XNF 16-32A

Measures in mm (in)

